




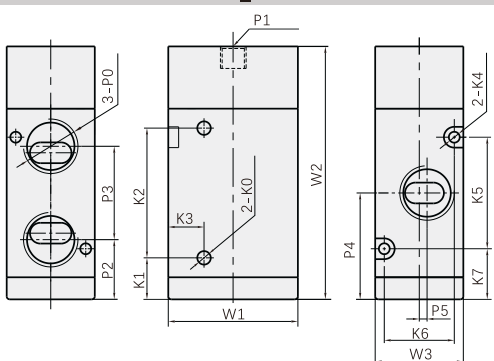
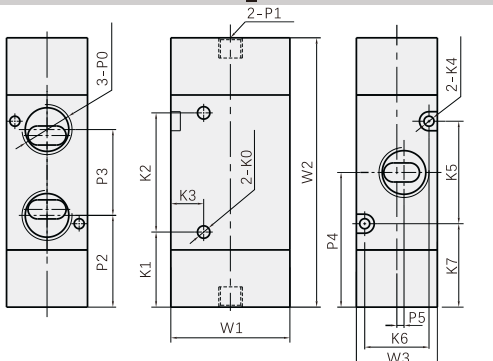


3A series(3/2 way) Parameter

Product images	Order code	Port size (IN)	Port size (OUT)	Port size (exhaust)	Valve type	Same parameters		
	3A110-M5-NC		M5		 Normally closed single control 3/2-Way Spring Reset	Acting: Exterior control Fluid: Air(to be filtered by 40um filter element) Operating pressure: 0.15-0.8MPa Proof pressure: 1.2MPa Temperature: -20~70°C Lubrication: Not required Material of body: Aluminum alloy		
	3A110-06-NC		G1/8					
	3A210-06-NC		G1/8					
	3A210-08-NC		G1/4					
	3A310-08-NC		G1/4					
	3A310-10-NC		G3/8					
	3A410-15-NC		G1/2					
	3A110-M5-NO		M5					
	3A110-06-NO		G1/8					
	3A210-06-NO		G1/8					
	3A120-M5		M5		 Normally opened single control 3/2-Way Spring Reset			
	3A120-06		G1/8					
	3A220-06		G1/8					
	3A220-08		G1/4					
	3A320-08		G1/4					
	3A320-10		G3/8					
	3A420-15		G1/2					
								 double control 3/2-Way state memory
	3A120-06		G1/8					
	3A220-06		G1/8					
3A220-08		G1/4						
3A320-08		G1/4						
3A320-10		G3/8						
3A420-15		G1/2						

3A series(3/2 way) External dimensions

3A_10														3A_20																					
																																			
Model	P0	P1	P2	P3	P4	P5	K0(Ø)	K1	K2	K3	K4(Ø)	K5	K6	K7	W1	W2	W3	Model	P0	P1	P2	P3	P4	P5	K0(Ø)	K1	K2	K3	K4(Ø)	K5	K6	K7	W1	W2	W3
3A110-M5	M5	G1/8	15.6	12.8	22.7	0	3.3	12.2	21	7.7	3.3	19	13	13.2	27	57.7	18	3A120-M5	M5	G1/8	27.9	12.8	35	0	3.3	24.5	21	7.7	3.3	19	13	25.5	27	70	18
3A110-06	G1/8	G1/8	14.7	16	23.7	1.5	3.3	12.2	21	7.7	3.3	19	13	13.2	27	57.7	18	3A120-06	G1/8	G1/8	27	16	36	1.5	3.3	24.5	21	7.7	3.3	19	13	25.5	27	70	18
3A210-06	G1/8	G1/8	16.7	22	27.7	0	4.3	15.2	25	8.2	3.3	30	17	12.7	35	69.7	22	3A220-06	G1/8	G1/8	31	22	42	0	4.3	29.5	25	8.2	3.3	30	17	27	35	84	22
3A210-08	G1/4	G1/8	16.45	22.5	28.7	2	4.3	15.2	25	8.2	3.3	30	17	12.7	35	69.7	22	3A220-08	G1/4	G1/8	30.75	22.5	43	2	4.3	29.5	25	8.2	3.3	30	17	27	35	84	22
3A310-08	G1/4	G1/8	20.5	24	32.5	0	4.3	17.5	30	10.5	4.3	35	20	15	40	80.5	27	3A320-08	G1/4	G1/8	36	24	48	0	4.3	33	30	10.5	4.3	35	20	30.5	40	96	27
3A310-10	G3/8	G1/8	20.5	24	32.5	2	4.3	17.5	30	10.5	4.3	35	20	15	40	80.5	27	3A320-10	G3/8	G1/8	36	24	48	2	4.3	33	30	10.5	4.3	35	20	30.5	40	96	27
3A410-15	G1/2	G1/8	23	36	41	3	5.2	16	50	13.8	4.2	43	27	19.5	50	97.5	34	3A420-15	G1/2	G1/8	38.5	36	56.5	3	5.2	31.5	50	13.8	4.2	43	27	35	50	113	34